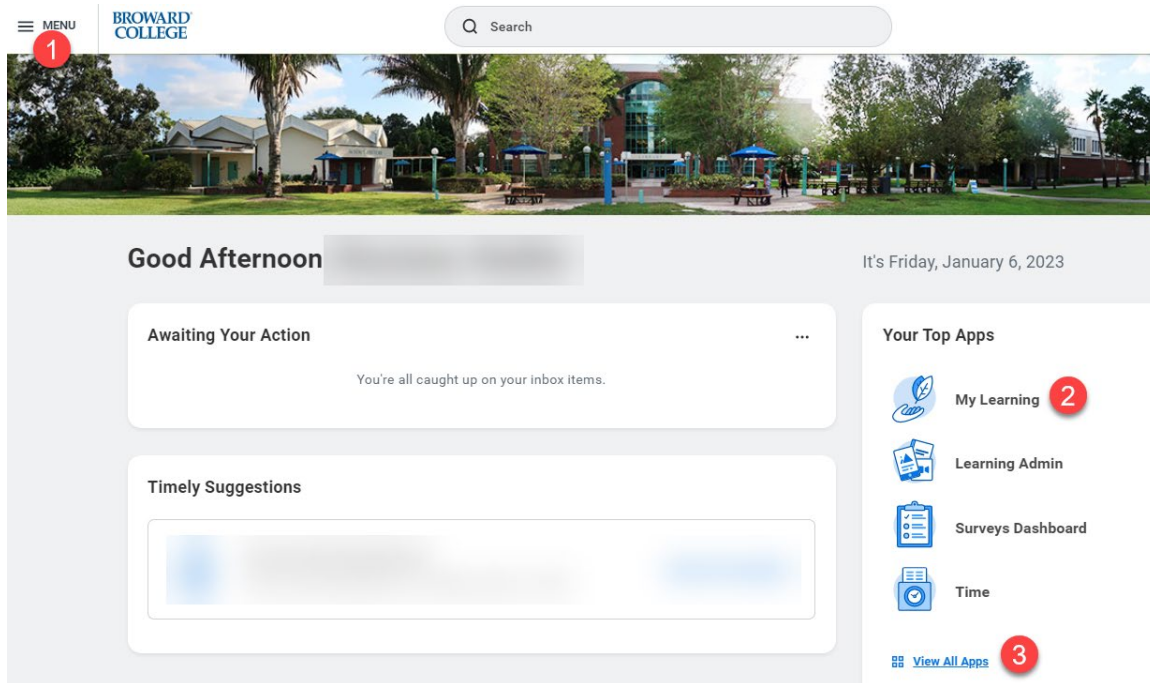
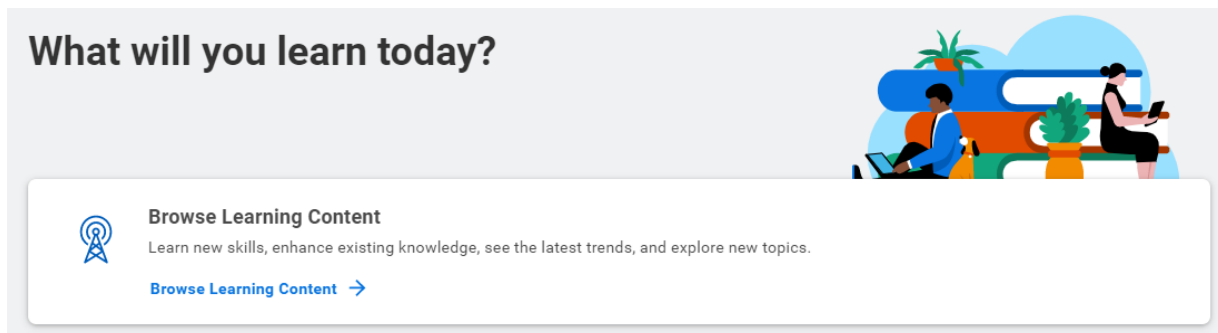


## How to Register for PDD2023

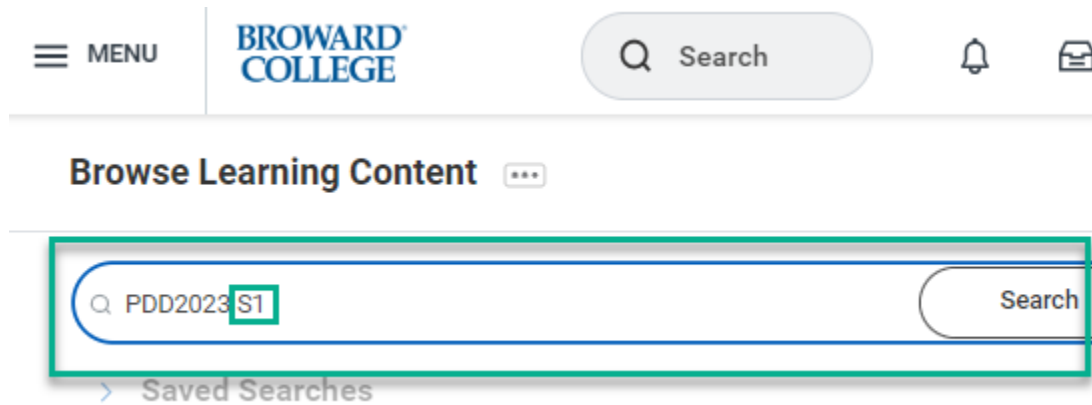
1. On the Workday landing page, navigate to My Learning, which can be found in three places:



2. Once in My Learning, click on "Browse Learning Content"



- In the lower search bar, type in PDD2023 and all of the courses will populate. There are 5 sessions, so it is recommended that you include either S1, S2, S3, S4, or S5 after PDD2023.



- Sessions 1, 3, and 5 will only have one course for you to select from, and sessions 2 and 4 will have multiple courses, as these are breakout sessions. You will need to enroll in one course for each of the 5 sessions. Please do not enroll in more than one course for each session.

Click on the course you would like to take:

	<p><b>PDD2023 - S1 - Opening Panel (Feb 17, 2023)</b> This panel features a lively discussion with our very own Broward own creativity and entrepreneurial spirit. ★★★★★ (0) • 1 hour • Central Campus</p>
	<p><b>PDD2023 - S5 - Closing Performance (Feb 17, 2023)</b> For this session, participants will experience art in the forms of Jenna Wyatt, and concluding with a student dance number call ★★★★★ (0) • 1 hour • Central Campus</p>
	<p><b>PDD2023 - S2 - Maximum Potential (Feb 17, 2023)</b> Participants in this session will understand that reaching maximum change. The session will include discussion, card games, break ★★★★★ (0) • 1 hour • Central Campus</p>
	<p><b>PDD2023 - S4 - Maximum Potential (Feb 17, 2023)</b> Participants in this session will understand that reaching maximum change. The session will include discussion, card games, break ★★★★★ (0) • 1 hour • Central Campus</p>



Click Enroll:



Then Submit:

## PDD2023 - S2 - Maximum Potential


Fri, Feb 17, 2023, 10:15 AM Eastern Time - 11:15 AM Eastern Time

Location Central Campus

Participants in this session will understand that reaching n  
The session will include discussion, card games, break out

Lessons 1 item

Lesson	Type
Maximum Potential	In Person Class

 enter your comment

Submit

Cancel

Then Done:

Done

5. Repeat this process for all 5 sessions.